



Tour 3

#PlayTour



What you will need:

1 Ball 

Assistant 

Wall 

Racket 

Semi Final

- **Reaction 1:** sit on the floor, throw the ball straight up, stand up & bounce catch the ball. **+1 point for every bounce & catch**
- **Ghosting 1:** stand back from the wall, racket push the ball at the wall, run forwards & squash the ball still near the wall (watch out for the wall). **+1 point for every ball squashed near the wall**
- **Hot Shot 1:** stand back from the wall, hand drop the tennis, after the bounce hit at the wall. **+1 point for every ball that hits the wall**

Final

- **Serve it! 1:** stand back from the wall, overarm throw the ball at the wall & catch the ball after the bounce. **+1 point for every ball that hits the wall**

6

Out of 6

Practice as much as you want, then it's 6 goes only at each challenge or stop after 3 misses & record score



Info

Ideally use a sponge ball or red tennis ball.


Assistant can hand drop the ball if needed




Gamification

Enter each score into the correct challenge box, add them all up & enter your final total score in the top blue box

T3:





Total Tour Points:

SEMI FINAL
Reaction 1 - HIGH SCORE

Ghosting 1 - HIGH SCORE

Hot Shot 1 - HIGH SCORE

FINAL
Serve it! 1 - HIGH SCORE

Pin Point Tennis Team

© Gemma Wiltshire 2021

#PlayTour